



**SHEERLINE**<sup>®</sup>  
ALUMINIUM WINDOWS AND DOORS

*Classic*  
range

Ultra slim, high performance  
aluminium windows  
and doors

# Transform your home with our high performance aluminium windows and doors

Choosing the right windows and doors for your home is an important decision. An investment that makes a real difference to how warm and secure you feel; as well as changing the look of your property. This is why we have designed the Classic system from the ground up. Building on years of experience, we've incorporated many new innovative ideas; creating a warmer, slimmer and more secure system. Designed for discerning homeowners who aren't willing to compromise, our Classic range is tailored to those who demand more for their home.

Designed to combine the latest technical innovations with peerless aesthetics.

Built around an innovative Thermlock® multi-chamber thermal break, our windows use a patented construction method that offers unsurpassed levels of security. Creating windows and doors that are strong and durable, yet with slim frames that maximise the light flooding into your home. The Sheerline Classic range is also available in a wide range of colours, letting you express your home's character.







# With exceptional security built into the heart of every product

The innovative construction method of the Classic system creates exceptionally strong frames, maximising the inherent strength of Sheerline's aluminium windows and doors. This coupled with our high security multipoint locking, helps keep you and your home safe and secure. Additional features like unique hinge protectors also help create outstanding levels of security.

For ultimate security, a beadless option is also available in the Classic window system which eliminates the need for separate glazing beads. Instead, our patented<sup>†</sup> corner jointing method securely locks the glass away within a completely sealed unit.


No window in its class is as secure.

## Secured by Design



Official Police Security Initiative

For added peace of mind choose our laminate glass upgrade – for Secured by Design accreditation – the official UK Police initiative ‘designing out crime’ through physical security.\*



## PAS24:2016

All Sheerline windows carry PAS24:2016 enhanced security accreditation, so if you are looking for stylish aluminium windows with extra peace of mind as standard – then we have you covered.

# **THERMLOCK**<sup>®</sup> technology helps keep you and your home snug and warm

Clean, crisp lines on the outside hide away our innovative Thermlock<sup>®</sup> multi-chamber thermal design, helping keep you and your property well insulated against the worst of the UK weather. Their insulating chambers act as a thermal break and work in conjunction with high performance glazing to create class leading thermal performance, far superior to traditional polyamide thermal breaks. Sheerline's cills also feature this same technology coupled with innovative in-built weather sealing that keep draughts and rain safely outside.



Doors  
**1.4 U-value**  
W/(m<sup>2</sup>K)  
Double glazed

Windows  
**1.5 U-value**  
W/(m<sup>2</sup>K)  
Double glazed

Thermal transmittance, also known as a U-value, measures the rate of transfer of heat. The better-insulated a window is, the lower the U-value will be.

**BUILDING  
REGULATIONS  
PART L**

Compliant ✓

**A**

**WINDOW  
ENERGY  
RATING**

**A+**

Windows  
**1.1 U-value**  
W/(m<sup>2</sup>K)  
Triple glazed\*

Available with 36mm triple glazing for the ultimate thermal performance. Triple glazing can also provide exceptional acoustic dampening to block out unwanted noise.

\*Only available in certain styles





# Embrace the elegance of Heritage-style doors

Completing our ultra slim aluminium range is the new Classic Heritage Door, featuring a unique, period inspired lockbox design.

With our signature 'stepped' look consistent across the outside of the door, art deco styling has never looked so good.

Available as a single or French door, with slim sightlines the Classic door offers the modern levels of thermal performance that Building Regulations demand, all in a product with an aesthetically pleasing timeless look.



With great looks from every angle - due to our unique construction method

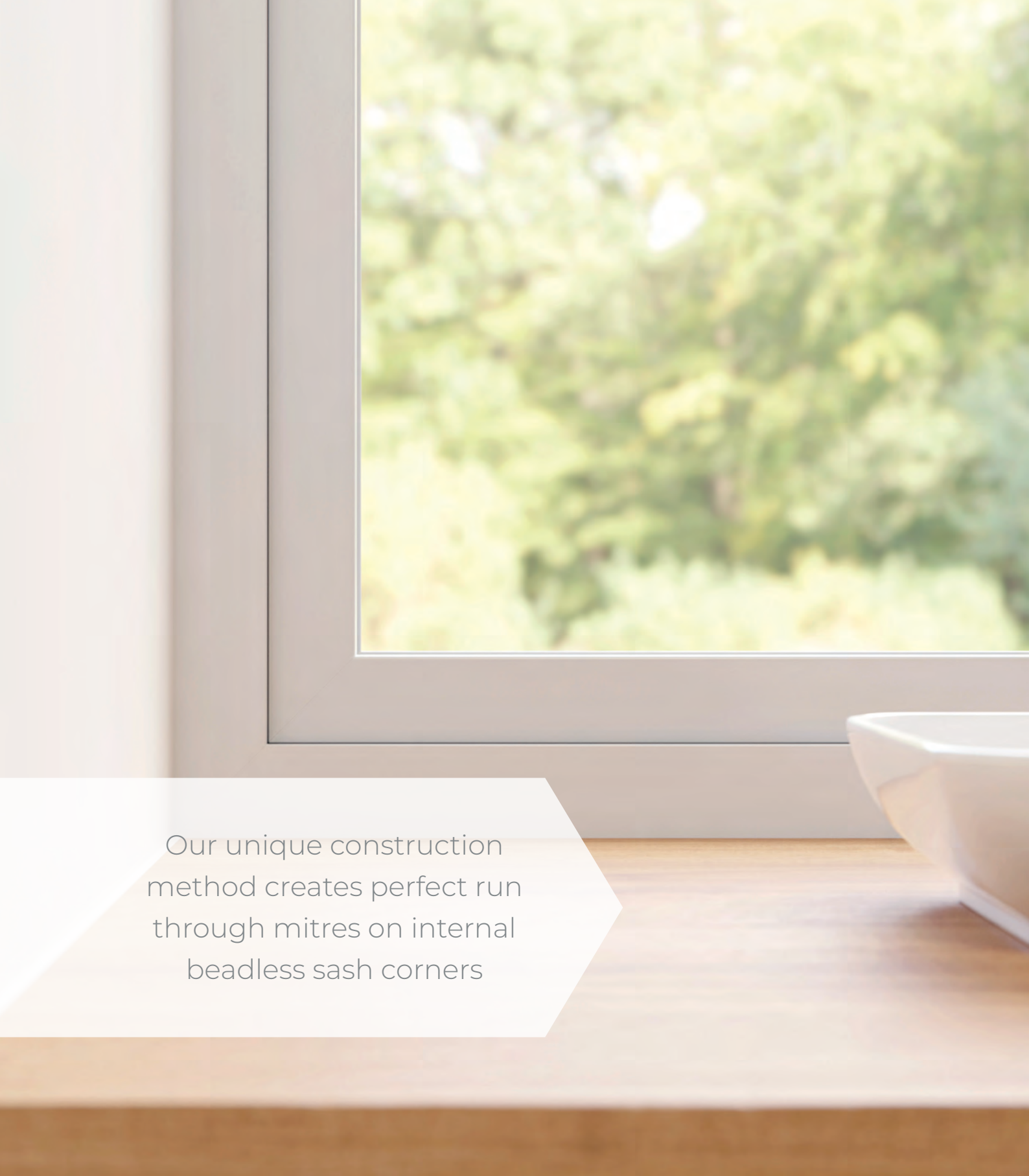


The ultra slim 59mm sightlines\* of the innovative Classic window system maximises the light flooding into your home, creating a refined architectural look. While our patented construction method uses threaded screws to bind corners tightly together in perfect unison.



We've also designed out the stepping of misaligned corners, allowing each Sheerline window and door to be individually hand tuned to perfection. Leaving you with the perfect balance of understated refinement and exacting quality standards.

\*Beadless sash and small outer frame

A photograph of a window with a view of green foliage. The window frame is white. Below the window is a wooden surface. A white bowl is partially visible on the right side of the wooden surface. A white text box is overlaid on the bottom left of the image.

Our unique construction  
method creates perfect run  
through mitres on internal  
beadless sash corners



# Classic lets light flood in, opening up interiors

With each installation individually tailored to the exact requirements of your property our ultra slim aluminium windows are available in casement, French and fixed styles. Designed around the modern trend for light, airy interiors, Classic's slim dimensions maximise the light flooding into your home, helping create that important sense of space and tranquillity.

With sightlines as slim as 36.5mm for picture windows, and 59mm for opening windows\*.

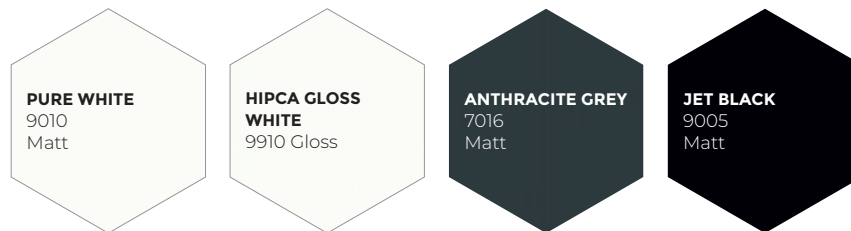


\*Beadless sashes, 60.5mm for beaded sashes

# All available in a range of colours and finishes to suit every home

Our Classic range is available in twelve powder coated colours, with the option of choosing a different colour for the interior to help you find the look that is right for your property. With three metallic effect finishes available in our distinctive Paragon range for the ultimate durable and stylish finish.

## TRADITIONAL COLOURS




## CHARACTER PREMIUM COLOURS



## PARAGON METALLIC EFFECT



## BESPOKE



*Please note; due to the nature of the manufacturing process and the differences in the methods used to represent these colours in print we cannot guarantee an exact colour match with the colours shown. The colour references are also provided as a guide only*







# Authentic heritage or modern aesthetics

For period renovations, Classic can also be used to create authentic looking traditional or classically inspired windows and doors. With specifically designed Georgian-styled bars for a distinctive period aesthetic. These can also create a more modern contemporary look, producing the right style for every home.

Bars can be positioned horizontally or vertically to achieve a variety of looks, either creating an authentic looking Georgian grid or divided horizontally to give a stylish 1920's 'Art Deco' aesthetic.



# With a choice of traditional or contemporary styling\*


Our Classic system is an ideal replacement for traditional steel windows and doors, as well as ultra-modern, minimalist renovations and extensions. Available in casements, French, fixed, bow and bay window styles, and single and French doors.



STEPPED



STEPPED FLUSH



CONTEMPORARY



CONTEMPORARY FLUSH



\*Classic doors are available in stepped styles only.

For doors with contemporary styles, please see our Prestige range. (As shown opposite)



# Created from one of the most sustainable materials on the planet

Made from the most recycled and abundant metal in the Earth's crust and produced in the most energy efficient aluminium window facility in the UK, all Sheerline products are manufactured in the most sustainable way possible. Our state-of-the-art, energy efficient SMS HYBEX press delivers energy savings of up to 55% compared to

traditional presses. The design of our Classic system also vastly reduces fabrication waste, minimising the unnecessary consumption of raw material which helps reduce your window's carbon footprint. This coupled to the high level of energy efficiency built into every window helps build towards a greener future for all.



# 75%

Did you know 75% of the aluminium produced is still in use, thanks to its durability and highly efficient recycling processes.



# Proudly designed and manufactured in the heart of the UK

We are on a mission to transform what customers expect from aluminium windows and doors. From design and testing, to the manufacture of every major component at our state-of-the-art facilities, we are passionate about every element that goes into producing Sheerline window and door systems.

Delivering windows that operate, perform and look exceptional, keeping you warm and secure for many years to come.



# The rest of our product range.



## *Prestige*

Our most versatile window and door range, Prestige offers our widest range of options meaning its suitable for the broadest range of projects.

---

*CASEMENTS, TILT & TURN, FRENCH, FIXED, BOW AND BAY WINDOWS, SINGLE AND FRENCH DOORS*



## *Prestige* BI-FOLDING DOOR

Beautifully balanced Prestige Bi-folds provide slim, equal 138mm sash-to-sash sightlines to ensure light bathes interiors, even when doors are closed. Providing bright airy interiors no matter what style of configuration you choose.

---

*SINGLE, FRENCH AND BI-FOLDING DOORS*



## *Prestige* LIFT & SLIDE PATIO DOOR

Up to 31% slimmer than market competitors, our multi-track aluminium lift & slide Patio combines flawless minimalism with exceptional thermal performance.

Available in stepped and contemporary styles, the Prestige Lift & Slide Patio perfectly matches the rest of the Sheerline range.

# Create the perfect home.



*Prestige*  
COMPOSITE DOOR FRAME

Ultra-rigid, premium aluminium composite door frames combine strength and durability with exceptional thermal performance.

All in a style that perfectly matches the rest of the Sheerline range of products for the complete aluminium look.



ROOF LANTERN

Our industry award winning S1 system, now available with Secured by Design accreditation, is the UK's most secure, sustainable and stylish roof lantern.

With great looks from every angle – due to our unique ultra-low line aesthetics.

**[www.sheerline.com](http://www.sheerline.com)**

*Information correct at time of publication.  
Sheerline reserve the rights to alter product specifications without prior notice. E&OE.*